



District Report Card: 2017


State: Jharkhand	District: Kodarma
Class: 5	Subject: Language
Schools: 61	Students: 1221


Participation/Coverage


Students

GENDER 	Boys		Girls	
	Number	%	Number	%
	525	43.00	696	57.00

AREA 	Rural		Urban	
	Number	%	Number	%
	1090	89.27	131	10.73

CATEGORY 	SC		ST		OBC		GEN	
	Number	%	Number	%	Number	%	Number	%
	316	25.88	13	1.06	814	66.67	78	6.39

CWSN 	LD	VI	HI	S&LD	ID	Oth
	6	2	1	3	3	10

Management 	Government		Government-aided	
	Number	%	Number	%
	1221	100.00	0	0.00

Average Performance of Students in Language (%)

Overall	Gender		Area		Management		Social Group			
	Male	Female	Rural	Urban	Govt.	Aided	SC	ST	OBC	GEN
55.50	55.03	55.84	55.66	54.10	55.50	0.00	53.19	55.38	55.99	59.74

Performance on Learning Outcomes (LOs)

Learning Outcomes	Description	Average Performance(%)
L504	Reads and comprehends independently storybooks, news items/ headlines, advertisements etc.	51.20
L508	Reads text with comprehension, locates details and sequence of events	57.64

Range of Performance of Students who Answered Correctly							
Below 30%		30% - 50%		50% - 75%		Above 75%	
Number	%	Number	%	Number	%	Number	%
183	14.99	292	23.91	495	40.54	251	20.56

Lowest Performing Learning Outcomes (LOs)

- 1 - Reads and comprehends independently storybooks, news items/ headlines, advertisements etc. (51.20)
- 2 - Reads text with comprehension, locates details and sequence of events (57.64)